

Scaled data based on original data using
LM-79-08 Approved Method: Electrical and Photometric Measurements of Solid-
State Lighting Products

Test Report Prepared for
Cooper Lighting Solutions
(formerly Eaton)

Brand: STREETWORKS

Report Number: P510493

Luminaire Tested: **CST-CA10-310-740-U-T5N**

Issue Date: 4/6/2021

Test Information

Test Method: LM-79-08
Report Number: P510493
TEST IS SCALED FROM IESNA LM-79-08 TEST DATA (G3-2102-151-13)
Test Lab: COOPER LIGHTING SOLUTIONS
Issue Date: 4/6/2021
Manufacturer: COOPER LIGHTING SOLUTIONS (FORMERLY EATON)
Product Line: STREETWORKS
Catalog Number: CST-CA10-310-740-U-T5N
Description: CELESTEON HIGH MAST LUMINAIRE
Light Source: (10) 4000K CCT, 70 CRI LEDS
Ballast/Driver: ELECTRONIC DRIVER

Summary

Lumens per Lamp: N/A
Luminaire Lumens: 51638 lumens
Efficiency: N/A
Efficacy: 165.3 lumens/watt
Luminous Opening: Circular (Dia: 2.08' x H: 0')
IES Classification: Type V - Short
BUG Rating: B5 - U0 - G4

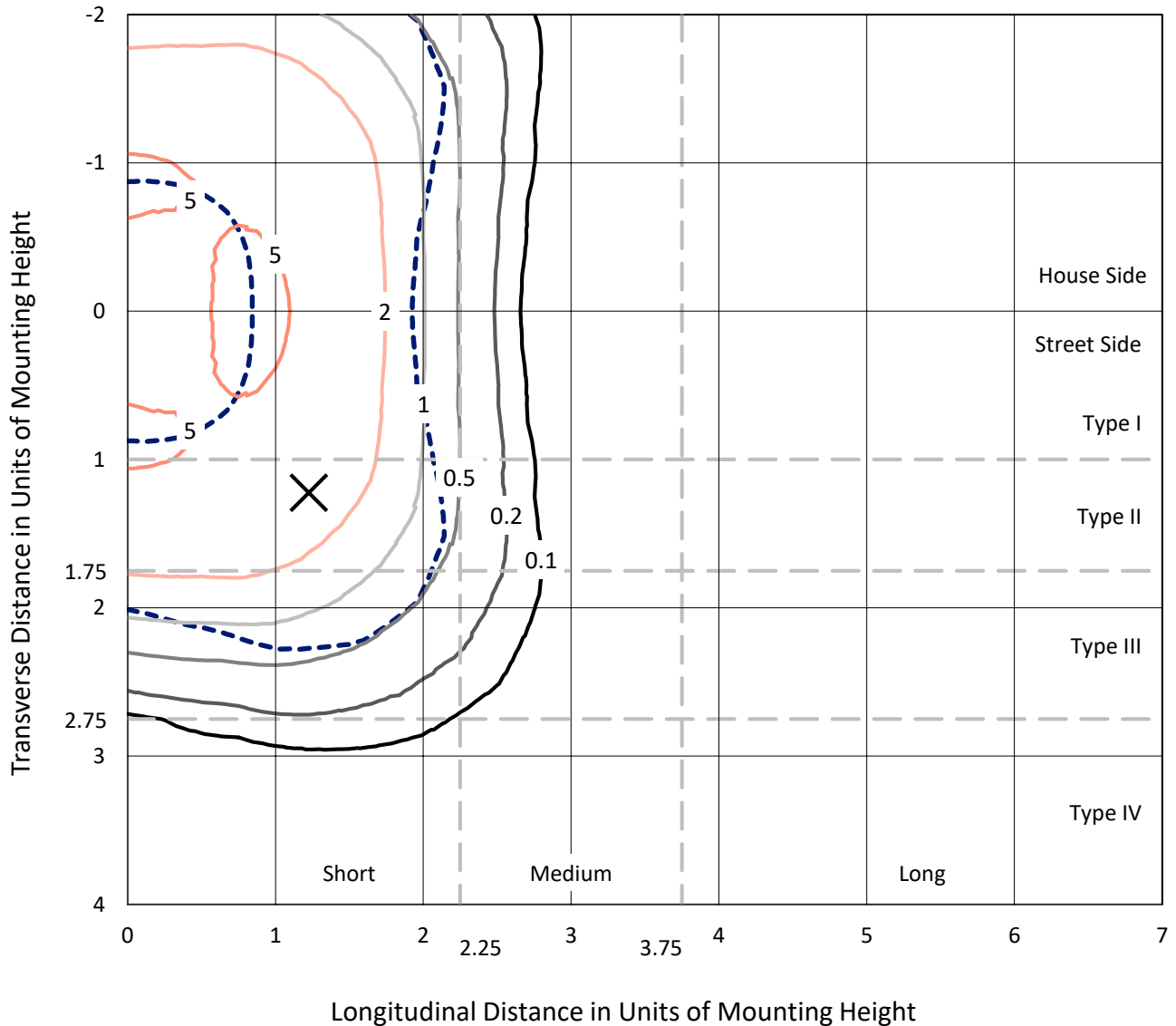
Input Watts (W): 312.4
Input Voltage (V): 120
Input Current (Ain): NR
Voltage Rise (V): NR
Power Factor: NR
Total Harmonic Distortion (THDi): NR
Frequency (hertz): 60
Stabilization Time: NR
Operation Time: NR
Ambient Temperature (°C): NR
Test Distance: 24 FT



REPORT NUMBER: P510493
 CATALOG NUMBER: CST-CA10-310-740-U-T5N

Iso-Footcandle Lines of Horizontal Illumination

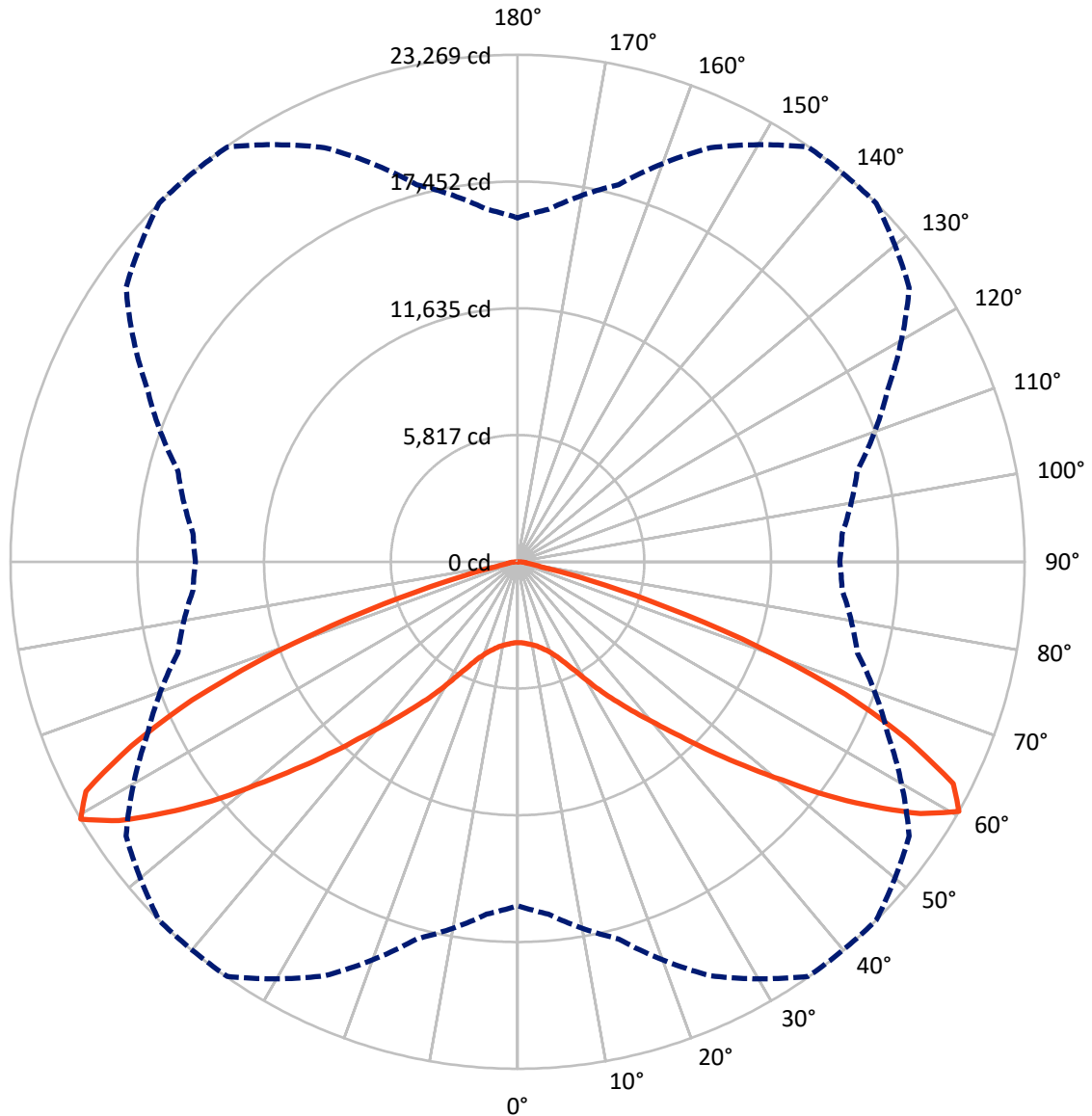
✕ Max cd
 - - - 1/2 Max cd



Based on 30 foot mounting height. Maximum calculated value = 5.7 fc
 Type V - Short - N/A

REPORT NUMBER: P510493
CATALOG NUMBER: CST-CA10-310-740-U-T5N

Luminous Intensity Polar Plot



— Vertical Plane Through 45-Deg Lateral - - - Horizontal Cone Through 60-Deg Vertical

REPORT NUMBER: P510493
 CATALOG NUMBER: CST-CA10-310-740-U-T5N

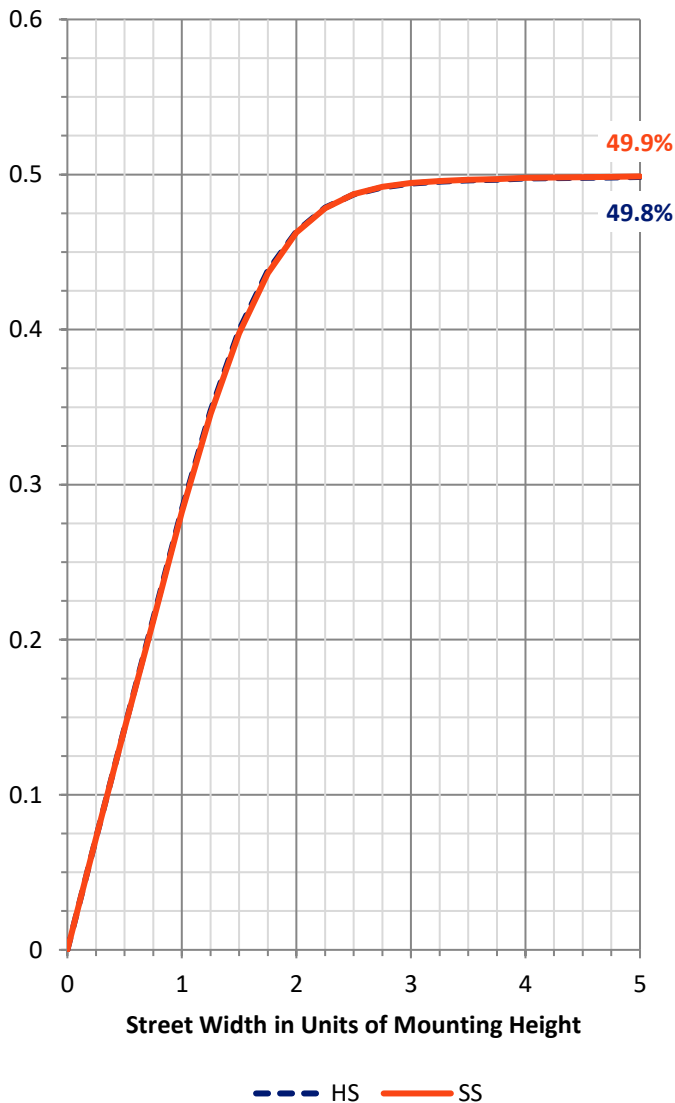
FLUX DISTRIBUTION:

		Downward	Upward	Total
House Side	Lumens	25819.0	0.0	25819.0
	% Fixture	50.0	0.0	50.0
Street Side	Lumens	25819.0	0.0	25819.0
	% Fixture	50.0	0.0	50.0
Total	Lumens	51638.0	0.0	51638.0
	% Fixture	100.0	0.0	100.0

ZONAL LUMENS:

Zone	Lumens	% Fixture
0°-10°	362.9	0.7
10°-20°	1182.9	2.3
20°-30°	2512.4	4.9
30°-40°	5327.2	10.3
40°-50°	10130.9	19.6
50°-60°	16072.2	31.1
60°-70°	13585.2	26.3
70°-80°	2235.0	4.3
80°-90°	229.2	0.4
90°-100°	0.0	0.0
100°-110°	0.0	0.0
110°-120°	0.0	0.0
120°-130°	0.0	0.0
130°-140°	0.0	0.0
140°-150°	0.0	0.0
150°-160°	0.0	0.0
160°-170°	0.0	0.0
170°-180°	0.0	0.0
0°-90°	51638.0	100.0
0°-180°	51638.0	100.0

Coefficient of Utilization

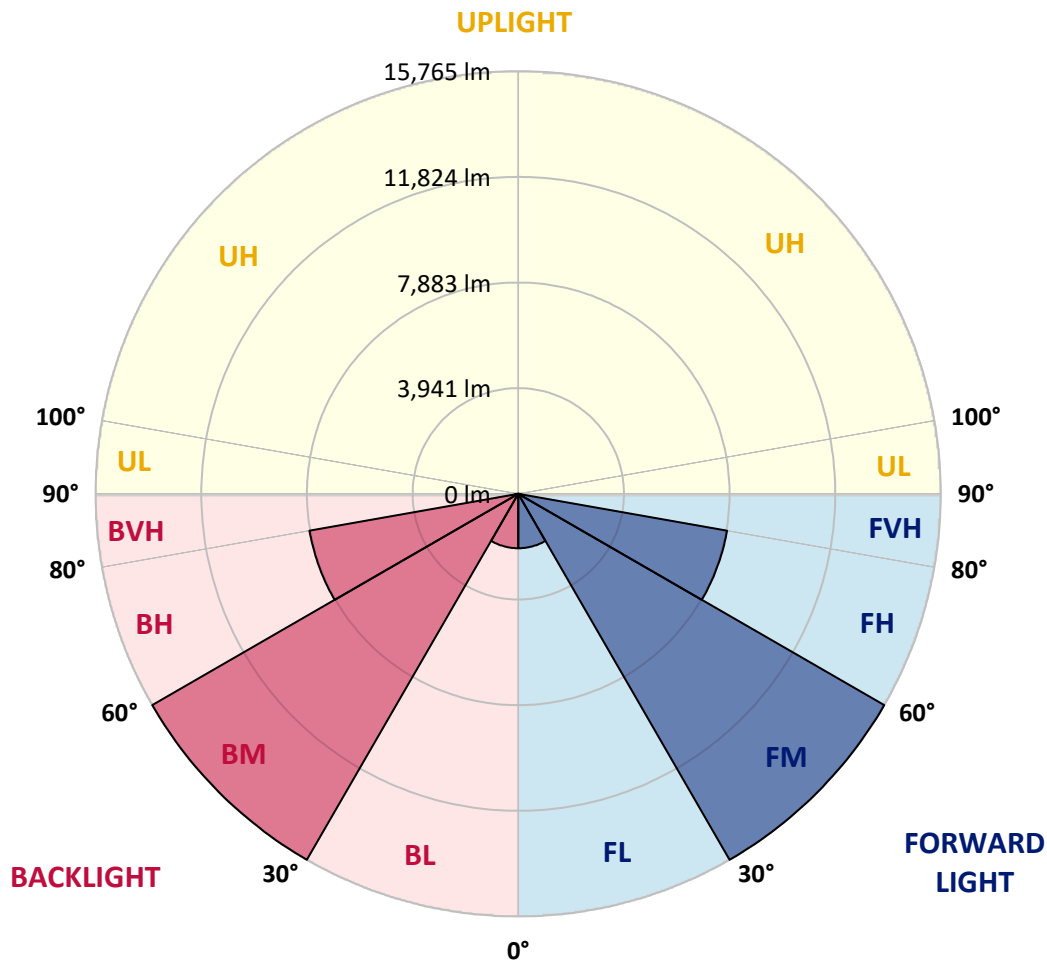


REPORT NUMBER: P510493
 CATALOG NUMBER: CST-CA10-310-740-U-T5N

LUMINAIRE CLASSIFICATION SYSTEM LUMEN TABLE AND BUG RATING:

Zone	Lumens	% Fixture	Zone Rating/Lumen Limit		
			B	U	G
FL (0°-30°)	2029.1	3.9			
FM (30°-60°)	15765.2	30.5			
FH (60°-80°)	7910.1	15.3			G4/12000
FVH (80°-90°)	114.6	0.2			G2/225
BL (0°-30°)	2029.1	3.9	B3/2500		
BM (30°-60°)	15765.2	30.5	B5		
BH (60°-80°)	7910.1	15.3	B5		G4/12000
BVH (80°-90°)	114.6	0.2			G2/225
UL (90°-100°)	0.0	0.0		U0/0	
UH (100°-180°)	0.0	0.0		U0/0	

BUG Rating: B5-U0-G4
 Type V Short





REPORT NUMBER: P510493

CATALOG NUMBER: CST-CA10-310-740-U-T5N

CANDELA DISTRIBUTION (FULL):

	0°	5°	15°	25°	35°	45°	55°	65°	75°	85°	90°
0°	3707.4	3707.4	3707.4	3707.4	3707.4	3707.4	3707.4	3707.4	3707.4	3707.4	3707.4
2.5°	3734.2	3724.9	3722.0	3718.1	3720.1	3721.1	3726.4	3726.9	3726.9	3731.8	3740.0
5°	3776.0	3763.9	3759.5	3754.6	3757.1	3759.5	3764.4	3767.3	3766.8	3769.7	3777.0
7.5°	3821.3	3816.9	3811.6	3808.7	3808.7	3815.5	3812.1	3817.4	3816.9	3820.3	3824.7
10°	3888.5	3878.7	3878.2	3872.9	3875.3	3881.2	3882.1	3881.2	3882.1	3884.1	3894.3
12.5°	3973.6	3971.2	3972.7	3968.3	3966.8	3973.1	3974.6	3980.9	3982.9	3988.7	3995.0
15°	4110.9	4095.3	4093.4	4092.9	4095.8	4105.5	4108.4	4120.1	4125.5	4133.7	4147.9
17.5°	4266.1	4271.5	4261.7	4260.8	4260.3	4268.1	4275.9	4301.6	4309.9	4328.9	4341.1
20°	4513.8	4504.1	4498.3	4474.9	4469.1	4482.7	4510.9	4545.0	4561.0	4591.2	4614.1
22.5°	4844.8	4828.2	4788.3	4760.6	4748.9	4772.3	4802.9	4857.4	4922.1	4959.6	4969.8
25°	5323.2	5257.9	5208.3	5159.2	5141.6	5176.2	5225.8	5312.5	5393.7	5468.7	5503.2
27.5°	5905.7	5864.3	5765.5	5688.2	5657.5	5686.7	5789.9	5912.0	6060.9	6138.8	6150.5
30°	6645.4	6624.0	6498.0	6352.9	6298.4	6349.1	6470.7	6637.2	6844.5	7004.6	7032.8
32.5°	7561.3	7452.8	7277.6	7111.7	7053.3	7115.1	7237.2	7476.2	7755.5	7932.7	7993.0
35°	8611.6	8488.9	8225.6	7970.6	7895.2	7903.0	8098.6	8435.4	8817.4	9064.6	9132.3
37.5°	9769.8	9644.8	9334.3	8938.6	8763.9	8777.0	9033.0	9471.0	9994.7	10264.3	10353.8
40°	11006.0	10876.5	10556.3	10110.5	9823.4	9765.0	10107.1	10640.5	11172.4	11497.5	11532.0
42.5°	12214.4	12061.1	11803.6	11357.8	11096.0	10939.3	11352.5	11835.7	12372.0	12665.0	12687.9
45°	13293.8	13264.1	13057.3	12734.1	12518.5	12379.8	12674.7	13154.6	13529.3	13714.7	13782.4
47.5°	14337.2	14318.7	14252.5	14139.6	14193.1	13962.5	14104.1	14321.6	14527.5	14663.7	14716.3
50°	15251.6	15271.1	15401.0	15593.3	15980.7	15747.1	15702.8	15468.7	15474.5	15485.2	15539.7
52.5°	16006.9	16110.1	16437.2	17017.3	17853.8	17848.5	17178.4	16560.3	16280.9	16156.8	16168.0
55°	16665.4	16842.1	17382.3	18580.0	19777.2	19837.0	18925.5	17556.5	17032.8	16768.1	16802.6
57.5°	17028.9	17298.1	18212.5	20030.7	21737.0	21809.0	20793.8	18659.8	17460.6	16790.5	16819.2
60°	15781.1	16234.2	17920.0	20966.6	23235.9	23269.0	21936.0	18746.4	16137.9	14951.9	14778.1
62.5°	12914.2	13542.0	15920.3	20241.4	22541.4	22438.7	21221.1	17123.4	13256.8	11818.2	11672.2
65°	9700.7	10291.0	12781.3	17331.7	19778.6	19643.3	18403.3	13533.2	9719.2	8192.1	8012.5
67.5°	5250.2	6141.7	8471.9	13239.3	15767.0	16225.9	14508.0	9432.6	5656.0	4100.7	3943.0
70°	1813.3	2343.3	4319.7	8310.8	11372.4	11832.8	9893.4	5058.9	2475.2	1547.6	1389.4
72.5°	643.9	742.2	1624.0	4013.5	6474.6	7174.0	5338.2	2034.8	788.9	574.8	563.1
75°	454.5	469.1	577.2	1308.6	2803.2	3433.4	2104.8	675.5	492.0	459.9	457.0
77.5°	405.9	414.2	467.7	532.9	856.5	1096.5	647.8	490.1	427.3	409.3	403.0
80°	385.9	392.3	407.8	437.0	485.7	505.2	437.0	419.0	388.8	381.1	378.6
82.5°	337.3	335.8	340.2	352.3	374.2	379.1	350.9	328.5	329.0	319.7	315.4
85°	228.2	241.9	231.7	219.0	271.6	273.0	254.5	190.8	216.6	212.2	194.2
87.5°	69.1	77.9	61.8	42.8	58.9	45.7	41.4	42.8	40.9	35.5	32.1
90°	0.0	0.0	0.0	0.0	0.0	0.0	0.0	0.0	0.0	0.0	0.0

(END OF REPORT)